


Aggressive Strategies For Casting Rigging And Moving The Nymph

Nymphing is a highly effective method for catching trout, but it can be challenging to master. One of the most important aspects of nymphing is the ability to cast accurately and rig your flies effectively. In this article, we will discuss some aggressive strategies for casting and rigging your nymphs that will help you catch more fish.

Casting

When casting a nymph, it is important to use a technique that will deliver your fly to the desired spot with accuracy and precision. One of the most effective casting techniques for nymphing is the roll cast. The roll cast is a short, controlled cast that is ideal for casting to specific targets. To perform a roll cast, start by holding your rod at a 45-degree angle to the water. Then, bring your rod back in a smooth, sweeping motion until the fly line is extended behind you. Next, quickly roll your wrist forward, which will cause the fly line to shoot forward and land on the water.



Active Nymphing: Aggressive Strategies for Casting, Rigging, and Moving the Nymph by Rich Osthoff

★★★★☆ 4.5 out of 5

Language : English

File size : 4690 KB

Text-to-Speech: Enabled

Screen Reader: Supported

Word Wise : Enabled

Print length : 204 pages



Another effective casting technique for nymphing is the reach cast. The reach cast is a longer cast that is used to cover more water. To perform a reach cast, start by holding your rod at a 45-degree angle to the water. Then, bring your rod back in a smooth, sweeping motion until the fly line is extended behind you. Next, quickly flick your wrist forward, which will cause the fly line to shoot forward and land on the water.

Rigging

There are a variety of different ways to rig your nymphs. The most common method is to use a dropper rig. A dropper rig is a simple rig that consists of a leader with one or more flies tied on at the end. To tie a dropper rig, start by threading your leader through the eye of a fly. Then, tie a small loop in the leader, about 12 inches below the fly. Next, tie another fly on to the loop. You can continue to add flies to your dropper rig until you have the desired number.

Another popular method for rigging nymphs is to use a tandem rig. A tandem rig is a rig that consists of two flies tied on to the same piece of leader. The flies are usually tied on back-to-back, with the smaller fly being tied on first. To tie a tandem rig, start by threading your leader through the eye of the larger fly. Then, tie a small loop in the leader, about 12 inches below the fly. Next, tie the smaller fly on to the loop.

Moving the Nymph

Once your nymph is rigged, it is important to move it in a way that will attract fish. There are a variety of different ways to move a nymph, but

some of the most effective techniques include dead drifting, swinging, and retrieving.

Dead drifting is a technique that involves allowing your nymph to drift downstream with the current. This is a very effective technique for fishing in slow-moving water. To dead drift a nymph, simply cast your fly upstream and allow it to drift downstream with the current. You can control the speed of the drift by adjusting the angle of your rod. Dead drifting can be more effective if you add some weight using different types of weights like a split shot or a bead head so the fly sinks faster. Adding weight will get your fly to the feeding zone of the fish fast and efficiently.

Swinging is a technique that involves moving your nymph across the current. This is a very effective technique for fishing in fast-moving water. To swing a nymph, cast your fly upstream and allow it to drift downstream. As the fly drifts downstream, swing your rod from side to side. This will cause the fly to move across the current in a natural way.

Retrieving is a technique that involves moving your nymph back towards you. This is a very effective technique for fishing in both slow-moving and fast-moving water. To retrieve a nymph, cast your fly upstream and allow it to drift downstream. Then, begin to reel in your line. This will cause the fly to move back towards you.

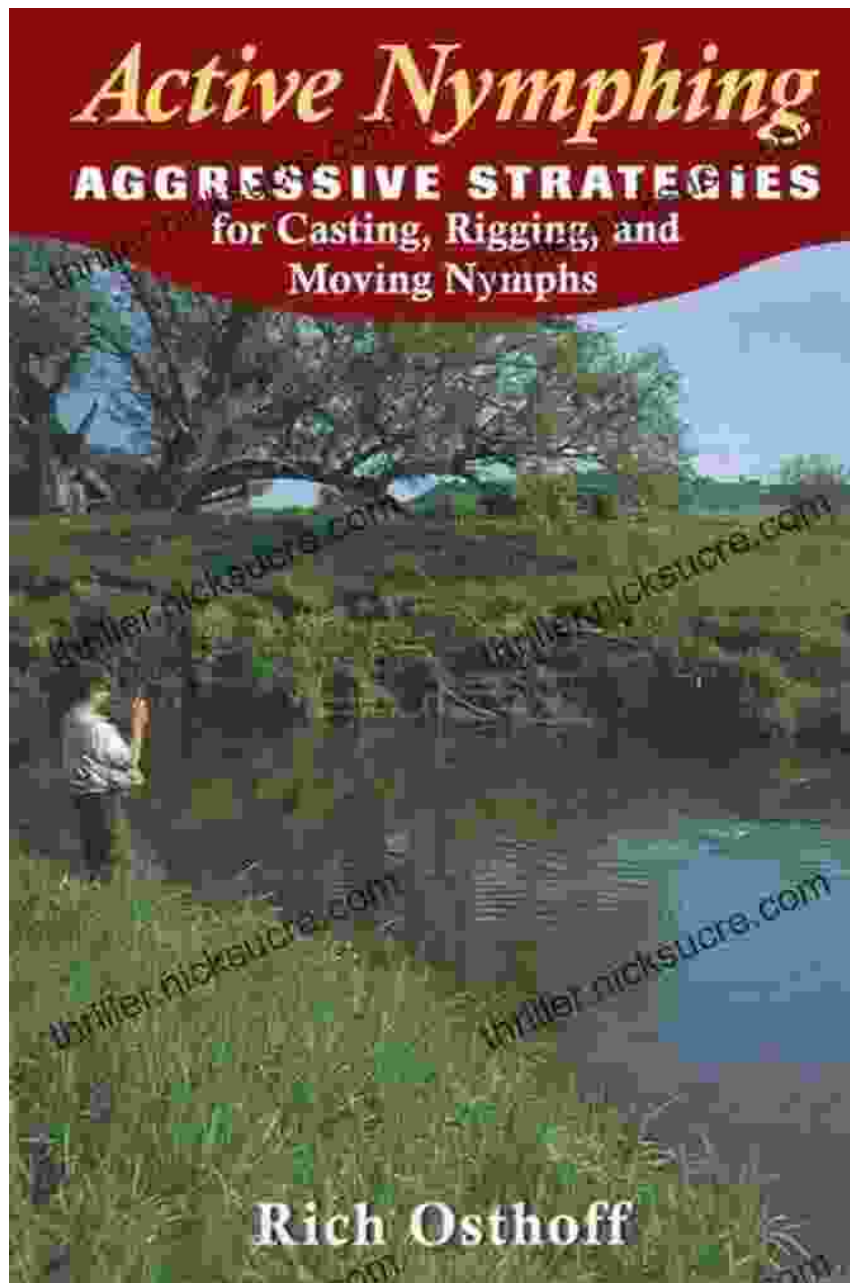
Casting, rigging, and moving your nymph are all important aspects of nymphing. By using the aggressive strategies outlined in this article, you can improve your casting accuracy, rig your flies effectively, and move your nymph in a way that will attract fish.

Here are some additional tips for aggressive nymphing:

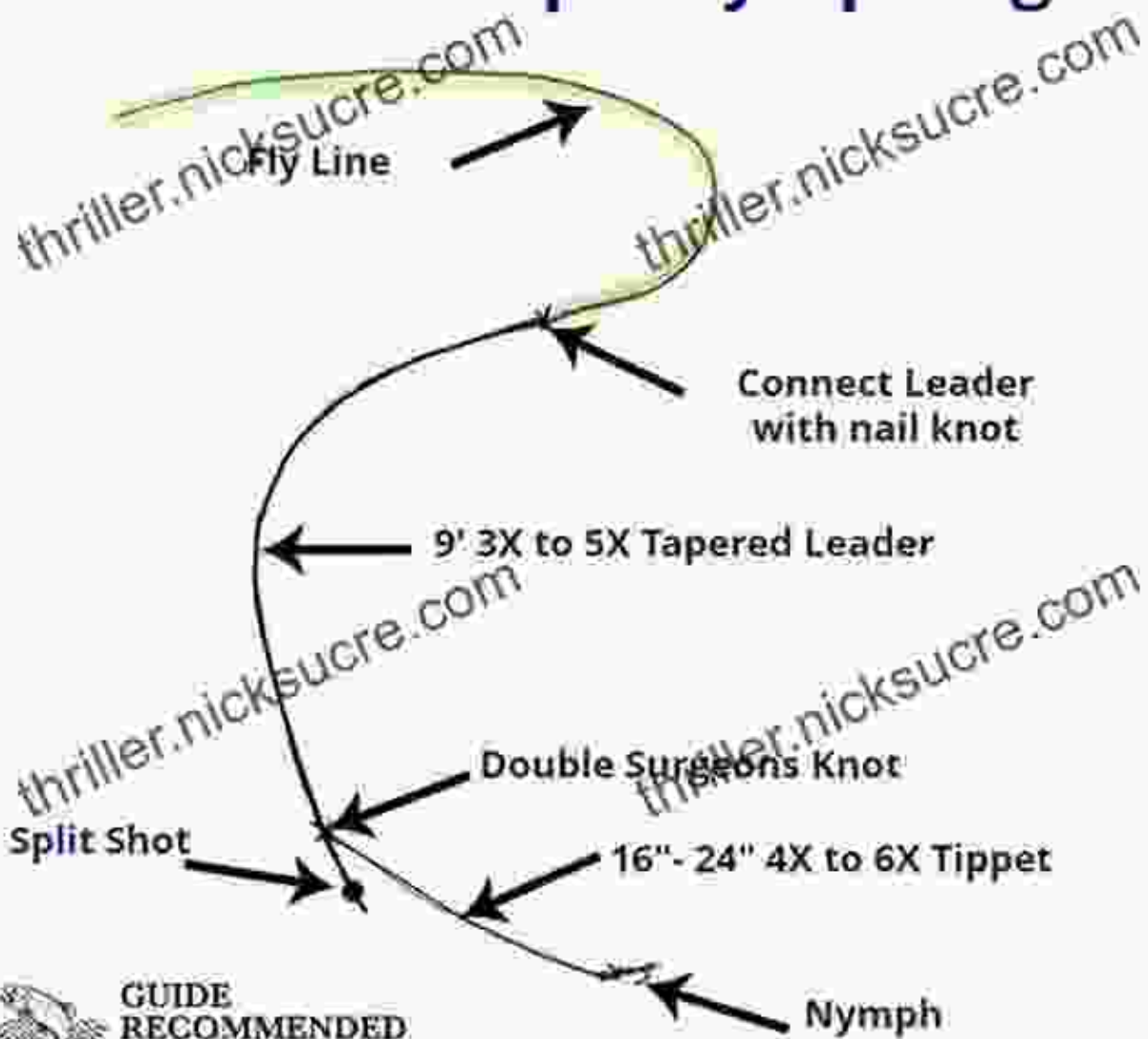
- Use a heavy leader to help your fly sink faster.
- Add weight to your fly using split shot or bead heads.
- Cast your fly upstream and allow it to drift downstream.
- Swing your rod from side to side to move your fly across the current.
- Retrieve your fly back towards you.
- Be patient and experiment with different techniques until you find what works best for you.

With practice, you can become a master of aggressive nymphing and catch more fish than ever before.

Image Library


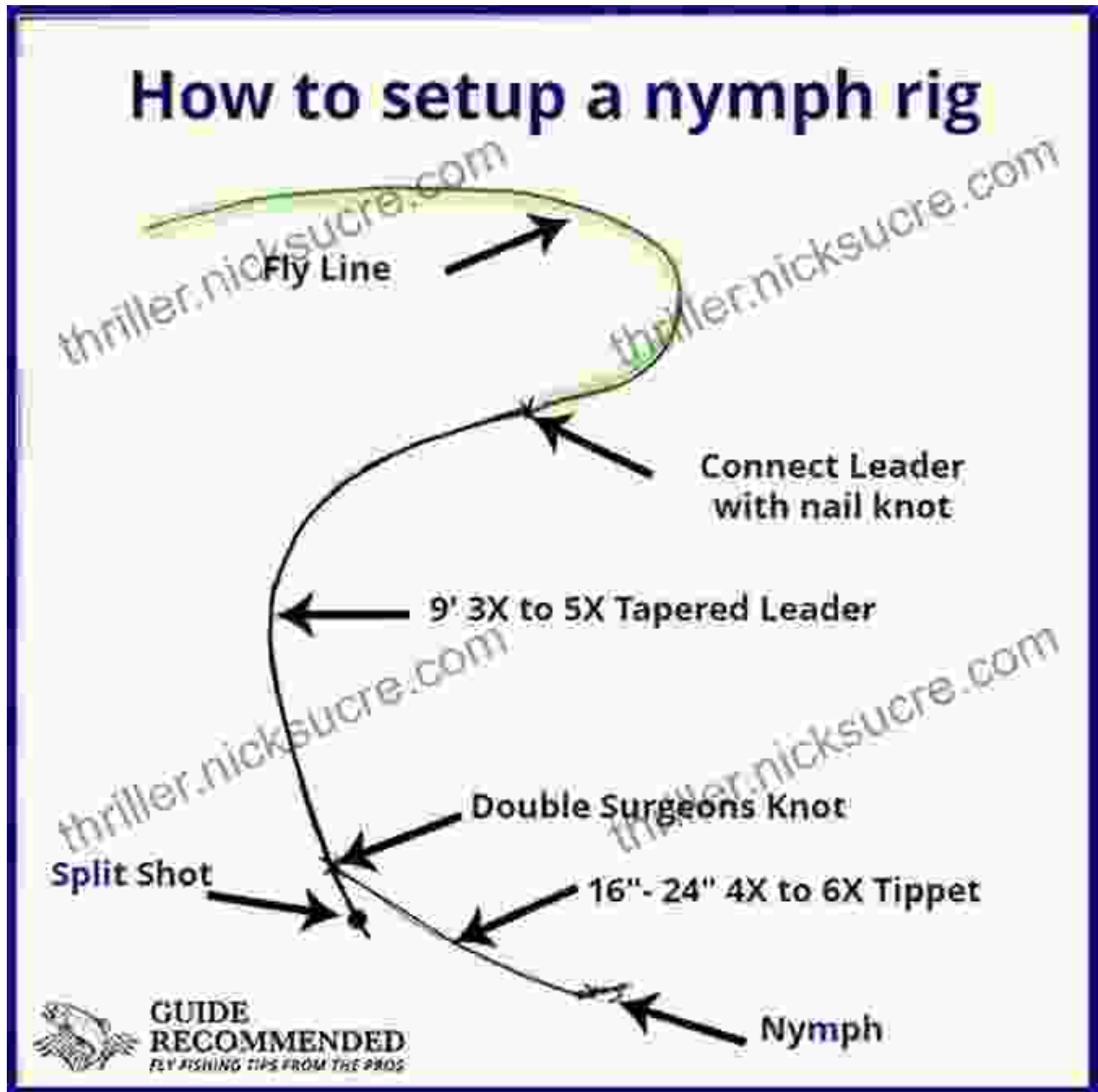


How to setup a nymph rig



**GUIDE
RECOMMENDED**
FLY FISHING TIPS FROM THE PROS





Active Nymphing: Aggressive Strategies for Casting, Rigging, and Moving the Nymph by Rich Osthoff

★★★★☆ 4.5 out of 5

Language : English

File size : 4690 KB

Text-to-Speech: Enabled


Screen Reader: Supported

Word Wise : Enabled

Print length : 204 pages


FREE

DOWNLOAD E-BOOK



2nd Edition Revised And Expanded 2024: A Comprehensive English Course for Intermediate Learners

The 2nd Edition Revised And Expanded 2024 is a comprehensive English course designed for intermediate learners. It offers a thorough review of grammar and...



Dreaming of Ocean Cruising: A Voyage into Tranquility and Adventure

For those seeking a respite from the mundane and yearning for an extraordinary escape, ocean cruising beckons with its allure of serenity and adventure. It offers a unique...