


How To Choose And Get Into Any Law School

Law school is a significant investment of time and money, and it's important to choose the right school for your needs. There are many factors to consider when choosing a law school, including location, cost, class size, and faculty. It's also important to make sure that you have the grades and LSAT score required for admission.

In this article, we'll provide you with a step-by-step guide on how to choose and get into any law school. We'll cover everything from researching different schools to applying and getting accepted.

Step 1: Research Different Law Schools



How to Choose and Get into Any Law School

by Jay H. Lefkowitz

★★★★★ 5 out of 5

Language : English
File size : 255 KB
Text-to-Speech : Enabled
Enhanced typesetting : Enabled
Word Wise : Enabled
Print length : 63 pages
Lending : Enabled
Screen Reader : Supported



The first step in choosing a law school is to research different schools. There are many resources available to help you with this, including online databases, law school websites, and law school rankings.

When researching different schools, consider the following factors:

- **Location:** Where is the law school located? Is it in a city or a rural area? Is it close to your home or work?
- **Cost:** How much does the law school cost? Tuition, fees, and other expenses can vary significantly from school to school.
- **Class size:** What is the average class size at the law school? Smaller class sizes can provide more personal attention from professors.
- **Faculty:** Who are the professors at the law school? What are their areas of expertise? Do they have experience practicing law?
- **Admissions requirements:** What are the admissions requirements for the law school? What is the average LSAT score and GPA of admitted students?

Step 2: Visit Law Schools

Once you've researched different law schools, it's a good idea to visit them in person. This will give you a chance to get a feel for the school and meet with faculty and students.

When visiting law schools, be sure to:

- **Take a tour of the campus:** This will give you a chance to see the facilities and get a feel for the school's atmosphere.

- **Meet with faculty and students:** Talk to professors and students about their experiences at the law school. Ask them about the coursework, the faculty, and the student body.
- **Attend a class:** This will give you a chance to see what law school classes are like. Pay attention to the professor's teaching style and the students' level of engagement.

Step 3: Apply to Law School

Once you've chosen a few law schools that you're interested in, it's time to apply. The law school application process can be complex, so it's important to start early.

The following steps are involved in the law school application process:

- **Register for the LSAT:** The LSAT is a standardized test that is required for admission to all law schools. You should register for the LSAT several months in advance.
- **Take the LSAT:** The LSAT is a three-hour test that consists of five sections: reading comprehension, analytical reasoning, logical reasoning, writing, and experimental.
- **Write your personal statement:** The personal statement is a required part of the law school application. It is your chance to tell the admissions committee about your background, your interests, and why you want to go to law school.
- **Get letters of recommendation:** You will need to submit letters of recommendation from people who can attest to your character and

academic ability. These letters can come from professors, employers, or other individuals who know you well.

- **Submit your application:** Once you have completed your personal statement and gathered your letters of recommendation, you can submit your application. You can apply to multiple law schools through the Law School Admission Council's (LSAC) Centralized Application Service (CAS).

Step 4: Get Accepted to Law School

Once you've submitted your application, you will need to wait for a decision from the law schools to which you applied. The admissions process can take several months, so it's important to be patient.

If you are accepted to law school, you will need to decide which school to attend. Consider the following factors when making your decision:

- **Cost:** How much will it cost to attend each school? Tuition, fees, and other expenses can vary significantly from school to school.
- **Location:** Where is each school located? Is it in a city or a rural area? Is it close to your home or work?
- **Class size:** What is the average class size at each school? Smaller class sizes can provide more personal attention from professors.
- **Faculty:** Who are the professors at each school? What are their areas of expertise? Do they have experience practicing law?
- **Career outcomes:** What are the career outcomes of graduates from each school? What percentage of graduates get jobs in their desired


field?

Choosing and getting into law school can be a challenging process, but it's also an exciting one. By following the steps outlined in this article, you can increase your chances of getting accepted to the law school of your dreams.

Here are some additional tips for getting into law school:

- **Start early:** The law school application process can take several months, so it's important to start early.
- **Do your research:** Research different law schools to find ones that are a good fit for your needs.
- **Prepare for the LSAT:** The LSAT is a key factor in the law school admissions process. Prepare for the LSAT several months in advance.
- **Write a strong personal statement:** The personal statement is your chance to tell the admissions committee about your background, your interests, and why you want to go to law school.
- **Get good letters of recommendation:** Letters of recommendation can help you stand out from other applicants. Get letters from people who can attest to your character and academic ability.
- **Submit your application on time:** The law school application process can be competitive, so it's important to submit your application on time.

By following these tips, you can increase your chances of getting into law school and starting your legal career.




How to Choose and Get into Any Law School

by Jay H. Lefkowitz


★★★★★ 5 out of 5

Language : English
File size : 255 KB
Text-to-Speech : Enabled
Enhanced typesetting : Enabled
Word Wise : Enabled
Print length : 63 pages
Lending : Enabled
Screen Reader : Supported



2nd Edition Revised And Expanded 2024: A Comprehensive English Course for Intermediate Learners

The 2nd Edition Revised And Expanded 2024 is a comprehensive English course designed for intermediate learners. It offers a thorough review of grammar and...



Dreaming of Ocean Cruising: A Voyage into Tranquility and Adventure

For those seeking a respite from the mundane and yearning for an extraordinary escape, ocean cruising beckons with its allure of serenity and adventure. It offers a unique...