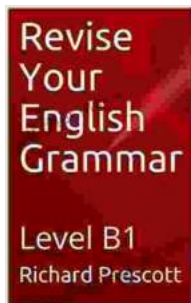


# Mastering English Grammar for Intermediate Learners: A Comprehensive Guide to Revise Your English Grammar Level B1

English grammar plays a crucial role in effective communication, allowing us to express our thoughts and ideas clearly and accurately. For intermediate learners looking to enhance their English proficiency, revising grammar at the B1 level is essential. This article serves as a comprehensive guide to help you refine your understanding of core grammar concepts and improve your overall language skills.



## Revise Your English Grammar: Level B1 by Celina Grace

★★★★☆ 4.7 out of 5

Language : English

File size : 3691 KB

Print length : 171 pages

Lending : Enabled

Screen Reader : Supported



## Essential Grammar Topics for Level B1

The B1 level of English grammar covers a range of topics that build upon the foundations of basic grammar. Let's dive into each topic, exploring the rules and providing practical examples.

### Tenses

Mastering tenses is essential for expressing actions and events that occur at different times. The B1 level focuses on the present perfect continuous

tense, used to describe actions that started in the past and are still ongoing or have just ended. For example, "I have been working on this project all morning."

## **Articles**

Articles are essential for specifying whether a noun is definite or indefinite. The B1 level covers the use of the definite article "the" and the indefinite articles "a" and "an," ensuring accurate reference to nouns in different contexts. For example, "The book is on the table" versus "I need a pen."

## **Prepositions**

Prepositions indicate the relationship between a noun or pronoun and other elements in a sentence. The B1 level expands your preposition knowledge, focusing on prepositions of place (e.g., on, in, at), time (e.g., at, on, by), and manner (e.g., by, with, in). For example, "The cat is sleeping on the couch."

## **Conditional Sentences**

Conditional sentences express hypothetical situations and their possible outcomes. The B1 level introduces the first conditional, used for probable or possible events, and the second conditional, used for unreal or unlikely events. For example, "If I win the lottery, I will buy a new car" (first conditional) versus "If I had more time, I would travel the world" (second conditional).

## **Advanced Grammar Concepts**

Beyond the core topics, the B1 level also introduces more advanced grammar concepts to enhance your language proficiency.

## **Modal Verbs**

Modal verbs express possibility, necessity, or advice. The B1 level covers the use of modal verbs such as can, may, must, should, and could to convey various shades of meaning. For example, "You can speak English very well" (possibility) versus "You should study harder for the exam" (advice).

## **Relative Clauses**

Relative clauses provide additional information about a noun or pronoun. The B1 level focuses on defining and non-defining relative clauses, using relative pronouns such as who, which, and that to create complex sentences. For example, "The book that I bought yesterday is very interesting."

## **Passive Voice**

Passive voice is used to emphasize the object of an action rather than the subject. The B1 level covers the formation and use of the passive voice, particularly in formal writing and academic contexts. For example, "The letter was written by my father."

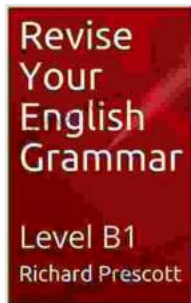
## **Tips for Effective Grammar Revision**

To make the most of your grammar revision, follow these practical tips:

- \* **Practice Regularly:** Consistency is key. Dedicate regular time to studying grammar rules and practicing exercises.
- \* **Use Authentic Materials:** Read books, watch movies, and listen to podcasts to expose yourself to real-world grammar usage.
- \* **Seek Feedback:** Ask your teacher, native speakers, or language partners to review your writing and provide constructive criticism.
- \* **Focus on Communication:** Remember that grammar is a tool for effective communication. Practice using grammar

correctly in real-life conversations and writing tasks. \* **Enjoy the Process:** Learning grammar can be challenging, but approach it with curiosity and a desire to improve. Make it a rewarding experience.

Revising your English grammar at the B1 level is an investment in your language skills. By mastering the essential topics, practicing regularly, and seeking feedback, you will significantly enhance your accuracy, fluency, and confidence in both spoken and written English. Embrace this opportunity to elevate your grammar proficiency and become a more effective communicator. Remember, the journey to language mastery is a continuous one, and with dedication, you will continue to refine your grammar and achieve your English language goals.



### Revise Your English Grammar: Level B1 by Celina Grace

★★★★☆ 4.7 out of 5

Language : English

File size : 3691 KB

Print length : 171 pages


Lending : Enabled

Screen Reader : Supported

FREE


DOWNLOAD E-BOOK





## 2nd Edition Revised And Expanded 2024: A Comprehensive English Course for Intermediate Learners

The 2nd Edition Revised And Expanded 2024 is a comprehensive English course designed for intermediate learners. It offers a thorough review of grammar and...



## Dreaming of Ocean Cruising: A Voyage into Tranquility and Adventure

For those seeking a respite from the mundane and yearning for an extraordinary escape, ocean cruising beckons with its allure of serenity and adventure. It offers a unique...